


|                           |                                |   |
|---------------------------|--------------------------------|---|
| 7433501145                | <b>DATA SHEET</b>              |  |
| Valid from:<br>19.02.2026 | <b>EPIC® MC08C1LSASB24RK20</b> |   |

## Description

- Sensor/actuator TPU-cable, shielded
- M12 Connector, A-coding, 8 pin



## Product variations

| Article no. | Article description     | P1 - cable end      | P2 - cable end     | Length (mm)   |
|-------------|-------------------------|---------------------|--------------------|---------------|
| 7433501145  | EPIC® MC08C1LSASB24RK20 | connector, straight | Open end           | 2000 +100/-20 |
| 7433501201  | EPIC® MC08C1LSASB24RK50 | connector, straight | Open end           | 5000 +150/-30 |
| 7433502998  | EPIC® MC08C3LSASB24RK20 | connector, straight | coupling, straight | 2000 +100/-20 |
| 7433502999  | EPIC® MC08C3LSASB24RK50 | connector, straight | coupling, straight | 5000 +150/-30 |

Other lengths are available on request.

## Connector, general characteristics

|                                 |   |
|---------------------------------|---|
| Coding                          | A-Coding  |
| Number of poles / pins          | 8   |
| Product standard                | IEC 61076-2-101 (2024)                                |
| Shielded                        | Yes   |
| Protection class                | IP 67   |
| Pollution degree                | 3   |
| Ambient temperature (connected) | -25 up to +80°C (Flexible)<br>-40 up to +80°C (Fixed) |
| Plugging cycles                 | ≥ 100   |
| Tightening torque               | Recommended:0.4 Nm<br>Max:0.8 Nm                      |


## Connector, electrical properties

|                                 |             |
|---------------------------------|-------------|
| Rated voltage                   | 32V AC / DC |
| Rated surge voltage             | 800 V       |
| Rated current                   | 2 A         |
| Insulation resistance           | ≥ 100 MΩ    |
| Contact resistance of connector | ≤ 5 mΩ      |

## Connector, materials

|                            |                       |
|----------------------------|-----------------------|
| Contacts- Male connector   | Brass, gold plated    |
| Contacts- Female connector | Phosphor, gold plated |
| Insert                     | PA66+GF               |
| Overmold                   | TPU/ Black            |
| Threaded part              | Brass, nickel plated  |
| Sealing                    | FKM                   |
| Tube                       | Brass, nickel plated  |

|  |   |             |
|--|---|-------------|
| Creator: Drake Long / PDCF<br>Released: SOLI1 / PDCF | Document: DB7433501145EN<br>Version: 00 | Page 1 of 3 |
|--|---|-------------|

|                           |                                |   |
|---------------------------|--------------------------------|---|
| 7433501145                | <b>DATA SHEET</b>              |  |
| Valid from:<br>19.02.2026 | <b>EPIC® MC08C1LSASB24RK20</b> |   |

### Cable, general characteristics

|                         |   |
|-------------------------|---|
| AWM style               | UL20549   |
| Conductor cross-section | 22 AWG (0.34mm <sup>2</sup> )   |
| Number of conductors    | 8 (1. White 2. Brown 3. Green 4. Yellow 5. Grey 6. Pink 7. Blue 8. Red) |
| Core outer diameter     | 1.16 ±0.1mm   |
| Jacket outer diameter   | 5.8±0.15mm  |
| Cable weight            | 50.5 ± 3 kg/km  |
| Temperature rating      | -40 up to +80°C   |
| Flammability test       | H; CSAFT2   |
| Halogen-free            | No  |
| Oil resistance          | No  |

### Cable, electrical properties

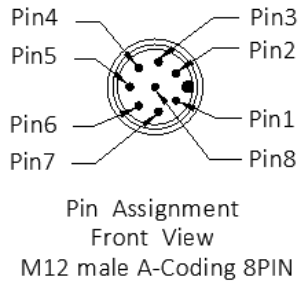
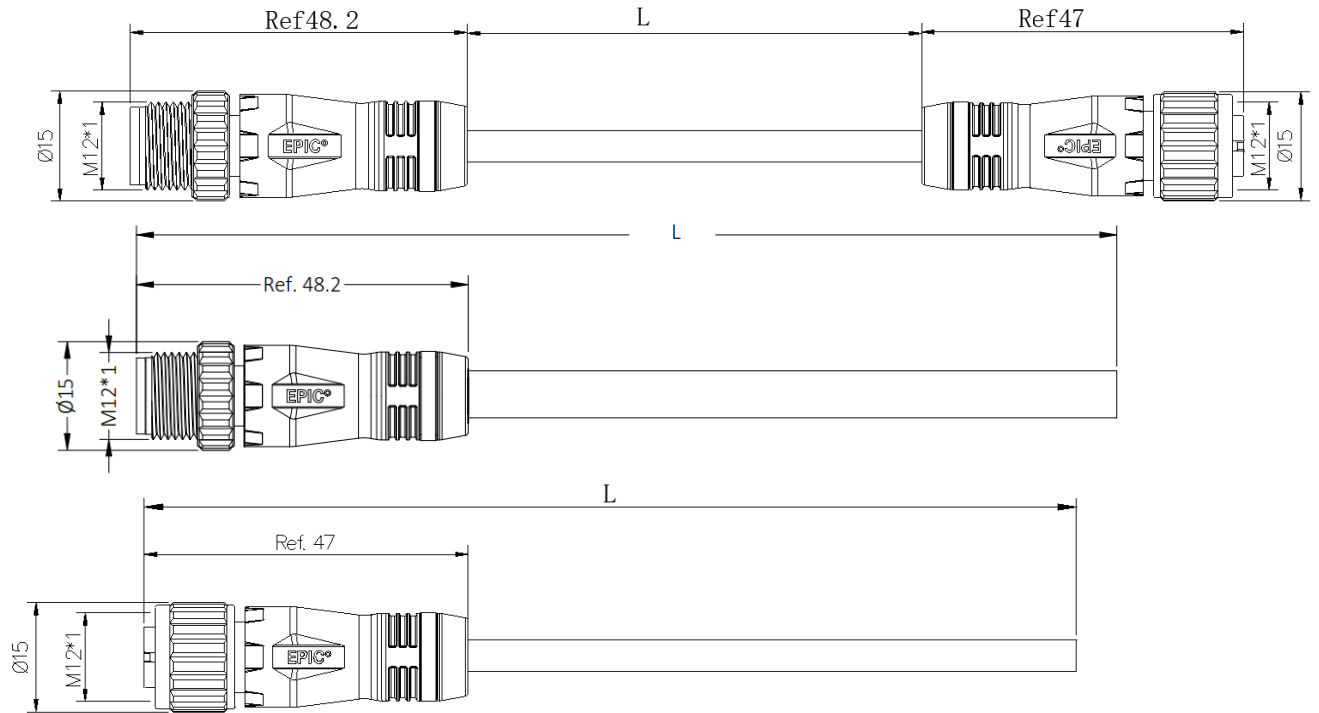
|                      |                       |
|----------------------|-----------------------|
| Rated voltage        | 300 V                 |
| Conductor resistance | MAX 94.2 Ω/km at 20°C |
| Dielectric strength  | 2000V / min.          |

### Cable, materials

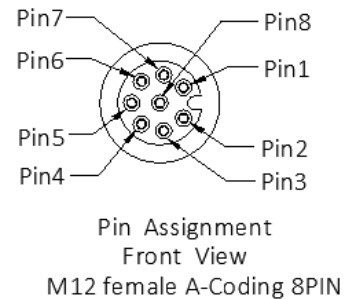
|                      |               |
|----------------------|---------------|
| Conductor            | Tinned copper |
| Conductor insulation | HD-PE         |
| Jacket               | TPU, Black    |

|  |   |             |
|--|---|-------------|
| Creator: Drake Long / PDCF<br>Released: SOLI1 / PDCF | Document: DB7433501145EN<br>Version: 00 | Page 2 of 3 |
|--|---|-------------|

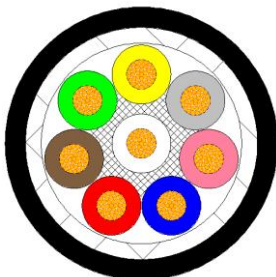
**Drawings**



| Wire List |                 |            |
|-----------|-----------------|------------|
| P1(male)  |                 | P2(female) |
| PIN 1     | White (AWG 24)  | PIN 1      |
| PIN 2     | Brown (AWG 24)  | PIN 2      |
| PIN 3     | Green (AWG 24)  | PIN 3      |
| PIN 4     | Yellow (AWG 24) | PIN 4      |
| PIN 5     | Gray (AWG 24)   | PIN 5      |
| PIN 6     | Pink (AWG 24)   | PIN 6      |
| PIN 7     | Blue (AWG 24)   | PIN 7      |
| PIN 8     | Red (AWG 24)    | PIN 8      |



**Cross section**



**Remark**

Photographs are not to scale and do not represent detailed images of the respective products.