


22260847	DATA SHEET	
Valid from: 26.01.2024	AB-C3-M8MS-(L*)PVC	

Product description

- Sensor/actuator cable, 3-pol, PVC black
- Straight M8-plug on free conductor end



General characteristics

Number of pins	3
Ambient temperature	-25 °C to +90 °C (-13°F to 194°F) (plug / jack) -25 °C to +80 °C (-13°F to 176°F) (cable, fixed installation) -10 °C to +80 °C (14°F to 176°F) (cable, movable installation)
Degree of protection	IP65 / IP67 / IP68
Coding	A-standard
Tightening torque	0,2 Nm (M8-connector)
Plugging cycles	≥ 100

Variation

Article number	Description	Length [m]	Configuration
22260847	AB-C3-M8MS-2,0PVC	2	straight
22260665	AB-C3-M8MS-5,0PVC	5	straight
22260848	AB-C3-M8MS-10,0PVC	10	straight

Additional note

Data sheet also valid for variant lengths. Other lengths on request.

Electrical properties

Rated voltage	60 V DC / 48 V AC
Rated current	4 A
Overvoltage category	II
Pollution degree	3

Mechanical properties


Plug

Inflammability class in accordance with UL 94	HB
Contact, material	CuSn
Contact carrier, material	TPU GF
Contact surface, material	Ni/Au
Knurl, material	Zinc diecasting, nickel-plated
Handle, material	TPU, flame retardant, self-extinguishing

Line

Cable construction	3 x AWG24/32
Signal line, construction	32 x 0,1 mm
Conductor cross-section	0,25 mm ²
Conductor diameter including isolation	1,17 mm ± 0,05 mm
Cable outer diameter D	4,4 mm ± 0,15mm

Creator: THLE3/PDP Released: IVSE1/PDP	Document: DB22260847EN Version: 07	Page 1 of 2
---	---------------------------------------	-------------

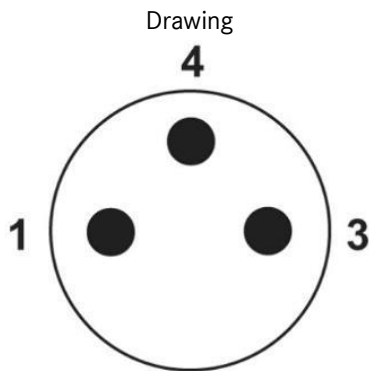
22260847	DATA SHEET	
Valid from: 26.01.2024	AB-C3-M8MS-(L*)PVC	

Insulation color	brown, blue, black
Sheath color	black RAL 9005
Cable weight	33 kg/km
Outer coating, material	PVC
Wire insulation, material	PVC
Insulation resistance	$\geq 100 \text{ M}\Omega \cdot \text{km}$ (at 20 °C)
Conductor resistance	max. $79 \text{ }\Omega/\text{km}$ (at 20 °C)
Flame resistance	acc. to UL-Style 2464
Oil resistance	acc. to DIN EN 60811-2-1

Standards/Approvals

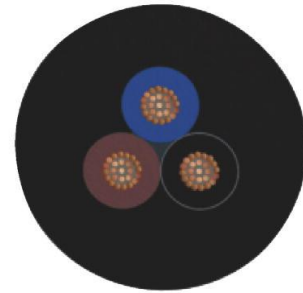
Product standard, M8 connector	IEC 61076-2-104
UL-Listed, E-File	E249137

Technical drawing




Pin assignment M8-plug, 3-pol, A-coding

Wire cross section

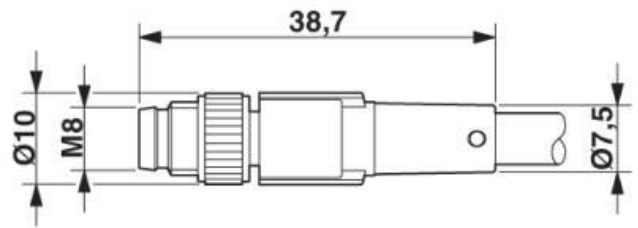


Circuit drawing



Pin assignment M8-plug

Dimensional drawing



Plug M8 x 1, straight

Application range

For medium mechanical load in dry areas

Note

Photographs are not true to scale and do not represent detailed images of the respective products.

Creator: THLE3/PDP Released: IVSE1/PDP	Document: DB22260847EN Version: 07	Page 2 of 2
---	---------------------------------------	-------------