

44420260	DATA SHEET	
Valid from: 12.05.2021	EPIC® POWERLOCK CRIMP CONTACTS	


Description


- Crimp contacts for Powerlock circular connectors



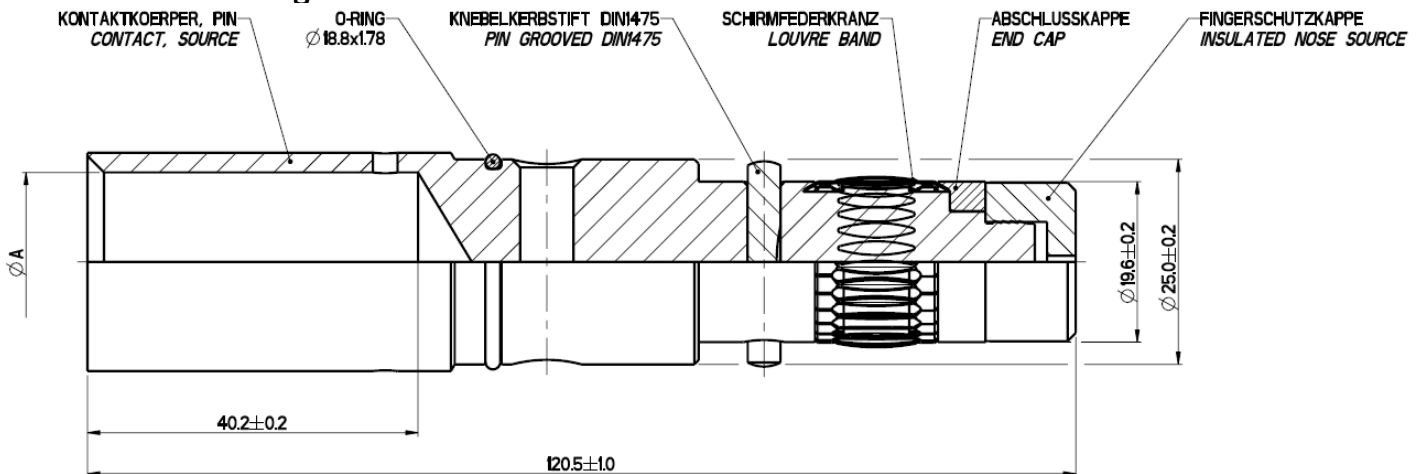
Article- Number	Article	Version	Torque value
Source - contact with M12 threaded post, for type POWERLOCK A6 C ¹⁾			
44420261	POWERLOCK QP M12	Lamella contact source, M12 thread for cable lug	27,5 Nm – 31,4 Nm
Drain - contact with M12 threaded post, for type POWERLOCK A1 C ²⁾			
44420260	POWERLOCK SP M12	Contact drain, M12 thread for cable lugs	27,5 Nm – 31,4 Nm
Source - Crimp contact, for type POWERLOCK D6 C ³⁾			Crimping jaws
44420290	POWERLOCK QCM 35	35 mm ²	35 mm ²
44420291	POWERLOCK QCM 50	50 mm ²	50 mm ²
44420292	POWERLOCK QCM 70	70 mm ²	70 mm ²
44420236	POWERLOCK QCM 95	95 mm ²	95 mm ²
44420238	POWERLOCK QCM 120	120 mm ²	120 mm ²
44420257	POWERLOCK QCM 150	150 mm ²	150 mm ²
44420239	POWERLOCK QCM 185	185 mm ²	185 mm ²
44420240	POWERLOCK QCM 240	240 mm ²	240 mm ²
44420324	POWERLOCK QCM 240 NEW	240 mm ²	240 mm ²
Drain - Crimp contact, for type POWERLOCK F6 C ⁴⁾			
44420293	POWERLOCK SCM 35	35 mm ²	35 mm ²
44420294	POWERLOCK SCM 50	50 mm ²	50 mm ²
44420295	POWERLOCK SCM 70	70 mm ²	70 mm ²
44420231	POWERLOCK SCM 95	95 mm ²	95 mm ²
44420233	POWERLOCK SCM 120	120 mm ²	120 mm ²
44420256	POWERLOCK SCM 150	150 mm ²	150 mm ²
44420234	POWERLOCK SCM 185	185 mm ²	185 mm ²
44420235	POWERLOCK SCM 240	240 mm ²	240 mm ²
44420339	POWERLOCK SCM 240 NEW	240 mm ²	240 mm ²

Creator: STKU3/PDP Released: IVSE1/PDP	Document: DB44420260EN Version: 07	Page 1 of 2
---	---------------------------------------	-------------

44420260	DATA SHEET	
Valid from: 12.05.2021	EPIC® POWERLOCK CRIMP CONTACTS	



Technical drawing:



Anschluss [mm ²]	Ø A [mm]
35	9,55
50	11,20
70	13,00
95	14,90
120	16,50
150	18,60
185	21,00
240 (NEW)	21,80
240	24,00

Attention:

The effective copper cross-sections of cables are significantly smaller than the electrical values given.

We always recommend qualifying the cable-contact combination.

(From 120 mm² strong effects on the quality of the connection.

Example: 240 mm² cables fit better in 185 mm² contacts.)

Info

Max. amperage for crimps 660 A

Do not plug with screw-type (400 A)

Remark

Photographs are not to scale and do not represent detailed images of the respective products.

Creator: STKU3/PDP Released: IVSE1/PDP	Document: DB44420260EN Version: 07	Page 2 of 2
---	---------------------------------------	-------------