


7433508980	DATA SHEET	
Valid from: 27.03.2026	EPIC® MC05C3LSASBP-22CK20	

Description

- Push pull connection, A-coding, 5Pin
- Cable end M12 A-code male to cable end M12 A-code female
- UL2464 5Cx26AWG



Product variations

Article no.	Articel description	P1 – cable end	P2 – cable end	Length (mm)
7433508980	EPIC® MC05C3LSASBP-22CK20	Male Connector	Female Connector	2000 ⁺¹⁰⁰ ₋₂₀
7433508979	EPIC® MC05C3LSASBP-22CK10	Male Connector	Female Connector	1000 ⁺⁵⁰ ₋₁₀
7433508981	EPIC® MC05C3LSASBP-22CK30	Male Connector	Female Connector	3000 ⁺¹⁰⁰ ₋₂₀
7433508982	EPIC® MC05C3LSASBP-22CK50	Male Connector	Female Connector	5000 ⁺¹⁵⁰ ₋₃₀
7433508983	EPIC® MC05C3LSASBP-22CK100	Male Connector	Female Connector	10000 ⁺²⁰⁰ ₋₅₀
743350xxxx	EPIC® MC05C3LSASBP-22CKxxx	Male Connector	Female Connector	x

x = Alternative lengths are available on request. The data sheet also applies to different lengths.

Connector, general characteristics

Coding	A-Coding
Number of poles / pins	5
Product standard	IEC 61076-2-010
Shielded	Yes
Protection class	IP 67
Pollution degree	3
Temperature rating (connected)	-25 up to +80°C
Temperature rating (mating)	-25 up to +85°C
Mating cycles	≥ 100
Tensile strength after mating	300N


Connector, electrical properties

Rated voltage	60V
Rated surge voltage	1500V
Rated current	4A
Insulation resistance	≥ 100 MΩ
Contact resistance of connector	≤ 5 mΩ

Connector, materials

Contacts	Brass, Phosphor bronze, gold plated
Contact holder	PA
Over mold	TPU (UL 94-V2) / Black
Coupling nut	Brass, nickel plated
Threaded part	Brass, nickel plated
Sealing	FKM

Creator: YA ZE1/ PDCF Released: SO LI1 / PDCF	Document: BP7433508980EN Version: 00	Page 1 of 3
--	---	-------------

7433508980	DATA SHEET	
Valid from: 27.03.2026	EPIC® MC05C3LSASBP-22CK20	

Cable, general characteristics

AWM style	UL2464
Conductor cross-section	22 AWG 65/0.08 ±0.02mm ²
Number of conductors	5 (1. Brown, 2. White, 3. Blue, 4. Black, 5. Grey)
Core outer diameter	1.28 ±0.1mm
Drain element	AL-mylar
Coverage of Braid	85%
Jacket outer diameter	5.6±0.15mm
Temperature rating (fixed)	-25 up to +80°C
Bending radius (fixed)	45 mm
Cable weight	53.4 kg/km
Flame resistance	acc. to UL-style 1581 vw-1

Cable, electrical properties

Rated voltage	300V
Conductor resistance	59.4 Ω/km at 20°C

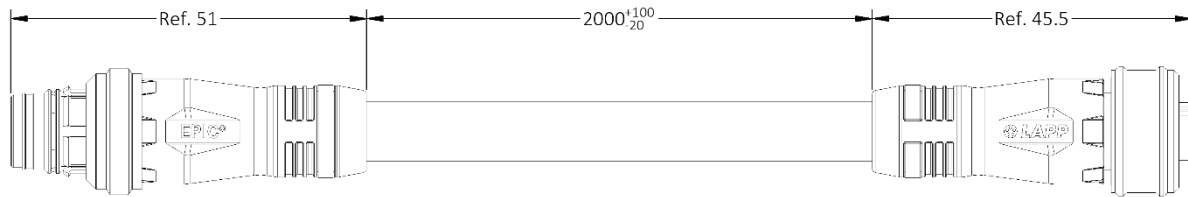
Cable, materials

Conductor	Stranded Tinned Copper
Conductor insulation	SRPVC
Drain	AL-mylar
Braid	Tinned copper
Jacket	PVC, Black

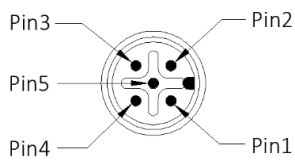
Creator: YA ZE1/ PDCF Released: SO LI1 / PDCF	Document: BP7433508980EN Version: 00	Page 2 of 3
--	---	-------------

Drawings

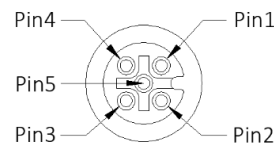
Cable



Pin diagram



Pin Assignment
Front View
M12 male A-Coding 5PIN

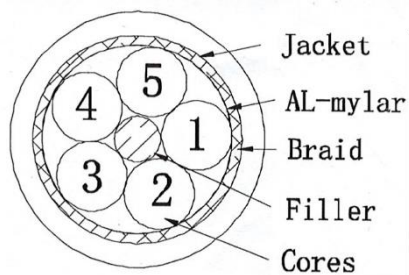


Pin Assignment
Front View
M12 female A-Coding 5PIN

Wire list

P1 (Male)		P2 (Female)	
PIN 1	Brown (AWG 22)	PIN 1	
PIN 2	White (AWG 22)	PIN 2	
PIN 3	Blue (AWG 22)	PIN 3	
PIN 4	Black (AWG 22)	PIN 4	
PIN 5	Gray (AWG 22)	PIN 5	
Shell	Braid	Shell	

Cross section



Remark

Photographs are not to scale and do not represent detailed images of the respective products.