


7433505369	DATA SHEET	
Valid from: 19.02.2026	EPIC® MC03P1LSAB16-22W05	

Description

- Sensor/actuator with single PVC-wires, unshielded
- M12 panel Connector, A-coding, 3 or 4 pin



Product variations

Article no.	Article description	Type	Pin	Length (mm)	Mounting thread	Mounting style
7433505369	EPIC® MC03P1LSAB16-22W05	Plug	3	500 +20/-5	M16x1.5	Rear wall
7433505465	EPIC® MC03P2LSAB16-22W05	Socket	3	500 +20/-5	M16x1.5	Rear wall
7433505377	EPIC® MC04P1LSAB16-22W05	Plug	4	500 +20/-5	M16x1.5	Rear wall
7433505375	EPIC® MC04P1LSABP9-22W05	Plug	4	500 +20/-5	PG9	Rear wall
7433505471	EPIC® MC04P2LSABP9-22W05	Socket	4	500 +20/-5	PG9	Rear wall
7433505473	EPIC® MC04P2LSAB16-22W05	Socket	4	500 +20/-5	M16x1.5	Rear wall

Other lengths are available on request.

Connector, general characteristics

Coding	A-Coding
Number of poles / pins	4 / 3
Product standard	IEC 61076-2-101(2024)
Shielded	No
Protection class	IP 67
Pollution degree	3
Ambient temperature (connected)	-25 up to +80°C (Flexible) -40 up to +80°C (Fixed)
Plugging cycles	≥ 100
Tightening torque	Recommended: 0.6 Nm Max: 1 Nm


Connector, electrical properties

Rated voltage	250V AC / DC
Rated surge voltage	2500 V
Rated current	4 A
Insulation resistance	≥ 100 MΩ
Contact resistance of connector	≤ 5 mΩ

Connector, materials

Contacts- Male connector	Brass, gold plated
Contacts- Female connector	Phosphor, gold plated
Insert	PA66+GF
Threaded part	Brass, nickel plated
Hexagon Nut	Brass, nickel plated
Sealing	FKM

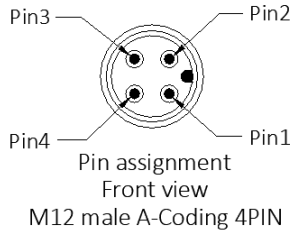
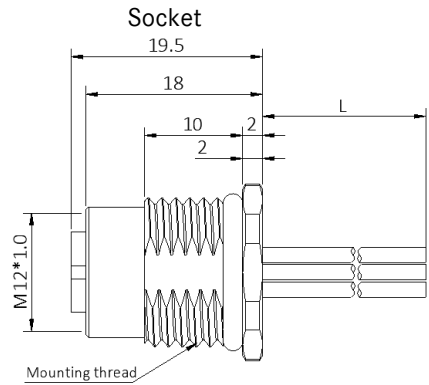
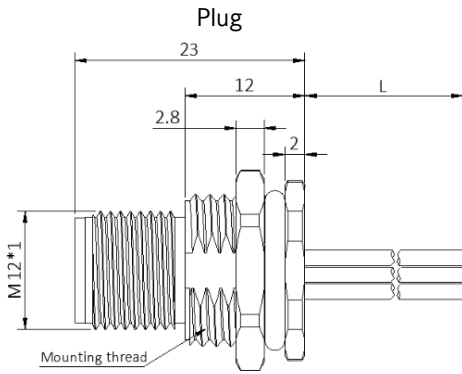
Creator: Drake Long / PDCF Released: SOLI1 / PDCF	Document: DB7433505369EN Version: 00	Page 1 of 2
--	---	-------------

7433505369	DATA SHEET	
Valid from: 19.02.2026	EPIC® MC03P1LSAB16-22W05	

Cable, general characteristics

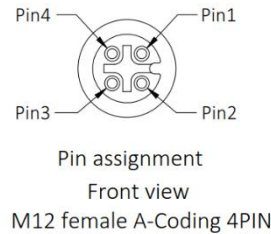
AWM style	UL1007
Conductor cross-section	22 AWG (0.34mm ²)
Number of conductors	1. Brown 2. White 3. Blue 4. Black
Core outer diameter	1.58 ±0.1mm
Conductor insulation	PVC

Drawings



Wire List

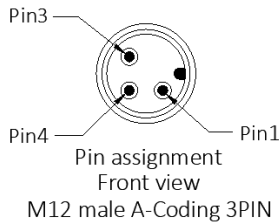
PIN 1	Brown (AWG 22)
PIN 2	White (AWG 22)
PIN 3	Blue (AWG 22)
PIN 4	Black (AWG 22)



Wire List

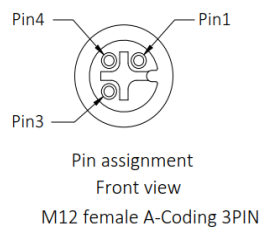
P1 (M12)

PIN 1	Brown (AWG 22)
PIN 2	White (AWG 22)
PIN 3	Blue (AWG 22)
PIN 4	Black (AWG 22)



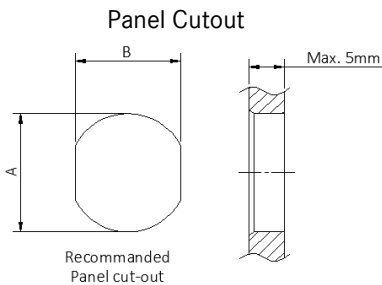
Wire List

PIN 1	Brown (AWG 22)
PIN 3	Blue (AWG 22)
PIN 4	Black (AWG 22)



Wire List

PIN 1	Brown (AWG 22)
PIN 3	Blue (AWG 22)
PIN 4	Black (AWG 22)



Panel side	PG9	M16x1.5
A	15.3+0.1/-0.0	16.1+0.1/-0.0
B	13.5+0.1/-0.0	13.6+0.1/-0.0

Remark

Photographs are not to scale and do not represent detailed images of the respective products.

Creator: Drake Long / PDCF Released: SOLI1 / PDCF	Document: DB7433505369EN Version: 00	Page 2 of 2
--	---	-------------