


7433502511	DATA SHEET	
Valid from: 19.02.2026	EPIC® MC05C3LSABH22RK10	

Description

- Sensor/actuator PUR-cable, unshielded
- M12 Connector, A-coding, 5 Pin



Product variations

Article no.	Article description	P1 - cable end	P2 - cable end	Length (mm)
7433502511	EPIC® MC05C3LSABH22RK10	connector, straight	coupling, straight	1000 +50 / -10
7433502512	EPIC® MC05C3LSABH22RK20	connector, straight	coupling, straight	2000 +100/-20
7433502513	EPIC® MC05C3LSABH22RK50	connector, straight	coupling, straight	5000 +150/-30

Other lengths are available on request.

Connector, general characteristics

Coding	A-Coding
Number of poles / pins	5
Product standard	IEC 61076-2-101 (2024)
Shielded	No
Protection class	IP 67
Pollution degree	3
Ambient temperature (connected)	-25 up to +80°C (Flexible) -40 up to +80°C (Fixed)
Plugging cycles	≥ 100
Tightening torque	Recommended:0.4 Nm Max:0.8 Nm


Connector, electrical properties

Rated voltage	63V DC/ 50V AC
Rated surge voltage	1500 V
Rated current	4 A
Insulation resistance	≥ 100 MΩ
Contact resistance of connector	≤ 5 mΩ

Connector, materials

Contacts- Male connector	Brass, gold plated
Contacts- Female connector	Phosphor, gold plated
Insert	PA66+GF
Overmold	TPU/ Black
Threaded part	Brass, nickel plated
Sealing	FKM

Creator: Drake Long / PDCF Released: SOLI1 / PDCF	Document: DB7433502511EN Version: 00	Page 1 of 3
--	---	-------------

7433502511	DATA SHEET	
Valid from: 19.02.2026	EPIC® MC05C3LSABH22RK10	

Cable, general characteristics

AWM style	UL20549
Conductor cross-section	22 AWG (0.34mm ²)
Number of conductors	5 (1. Brown, 2. White, 3. Blue, 4. Black, 5. Grey)
Core outer diameter	1.28 ±0.1mm
Jacket outer diameter	4.95±0.15mm
Cable weight	29.8 ± 3 kg/km
Temperature rating	-40 up to +80°C
Flammability test	H, CSAFT2
Halogen-free	No
Oil resistance	No

Cable, electrical properties

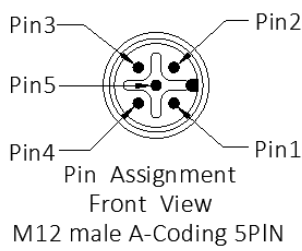

Rated voltage	300 V
Conductor resistance	MAX 59.4 Ω/km at 20°C
Dielectric strength	2000V / min.

Cable, materials

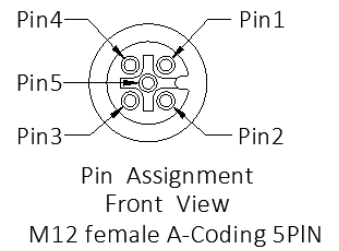
Conductor	Tinned copper
Conductor insulation	HD-PE
Jacket	TPU, Black

Creator: Drake Long / PDCF Released: SOLI1 / PDCF	Document: DB7433502511EN Version: 00	Page 2 of 3
--	---	-------------

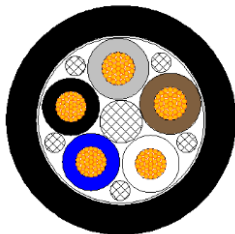
Drawings



Wire List	
P1(male)	P2(female)
PIN 1 — Brown (AWG 22)	PIN 1
PIN 2 — White (AWG 22)	PIN 2
PIN 3 — Blue (AWG 22)	PIN 3
PIN 4 — Black (AWG 22)	PIN 4
PIN 5 — Grey (AWG 22)	PIN 5



Cross section



Remark

Photographs are not to scale and do not represent detailed images of the respective products.