


7433500453	DATA SHEET	
Valid from: 19.02.2026	EPIC® MB03C1LSAB24RK20	

Description

- Sensor/actuator TPU-cable, unshielded
- M8 Connector, A-coding, 3 Pin



Product variations

Article no.	Article description	P1 - cable end	P2 - cable end	Length (mm)
7433500453	EPIC® MB03C1LSAB24RK20	Connector	Open end	2000 +100/-20
7433500454	EPIC® MB03C1LSAB24RK50	Connector	Open end	5000 +150/-30
7433500493	EPIC® MB03C2LSAB24RK20	Coupling	Open end	2000 +100/-20
7433500494	EPIC® MB03C2LSAB24RK50	Coupling	Open end	5000 +150/-30
7433500896	EPIC® MB03C3LSAB24RK20	Connector	Coupling	2000 +100/-20
7433500897	EPIC® MB03C3LSAB24RK50	Connector	Coupling	5000 +150/-30

Other lengths are available on request.


Connector, general characteristics

Coding	A-Coding
Number of poles / pins	3
Product standard	IEC 61076-2-104(2014)
Shielded	No
Protection class	IP 67
Pollution degree	3
Ambient temperature (connected)	-25 up to +80°C(Flexible) -40 up to +80°C(Static)
Plugging cycles	≥ 100
Tightening torque	Recommended:0.2 Nm Max:0.4 Nm

Connector, electrical properties

Rated voltage	60V DC/ 50V AC
Rated surge voltage	1500 V
Rated current	3 A
Insulation resistance	≥ 100 MΩ
Contact resistance of connector	≤ 5 mΩ

Creator: Drake Long / PDCF Released: SOLI1 / PDCF	Document: DB7433500453EN Version: 00	Page 1 of 3
--	---	-------------

7433500453	DATA SHEET	
Valid from: 19.02.2026	EPIC® MB03C1LSAB24RK20	

Connector, materials

Contacts- Male connector	Brass, gold plated
Contacts- Female connector	Phosphor, gold plated
Insert	PA66+GF
Overmold	TPU/ Black
Threaded part	Brass, nickel plated
Sealing	FKM

Cable, general characteristics

AWM style	UL20549
Conductor cross-section	24 AWG(0.25mm ²)
Number of conductors	3 (1. Brown, 2. Blue, 3. Black)
Core outer diameter	1.12 ±0.1mm
Jacket outer diameter	4.0±0.15mm
Cable weight	19.1 ± 3 kg/km
Temperature rating	-40 up to +80°C
Flammability test	H
Halogen-free	No
Oil resistance	No

Cable, electrical properties

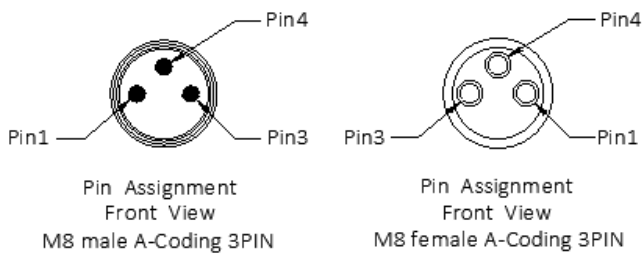
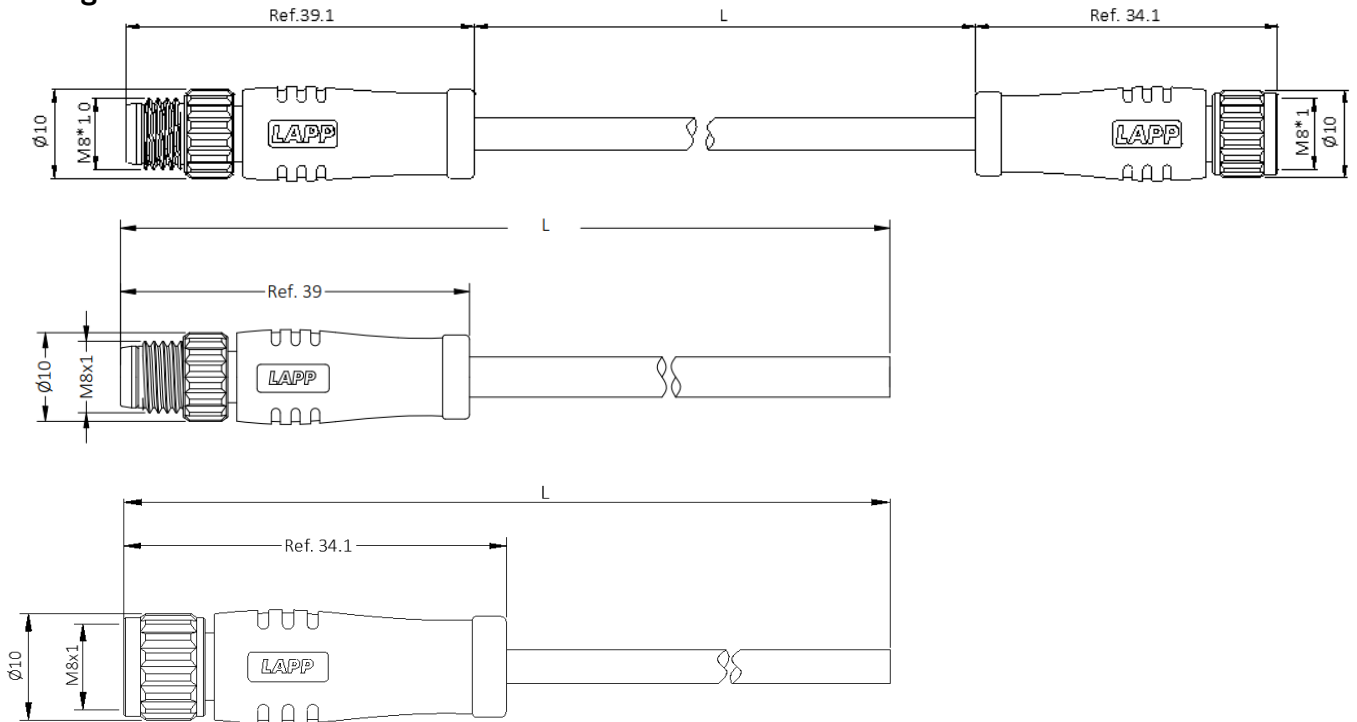
Rated voltage	300 V
Conductor resistance	MAX 94.2 Ω/km at 20°C
Dielectric strength	2000V / min.

Cable, materials

Conductor	Tinned copper
Conductor insulation	PE
Jacket	TPU, Black

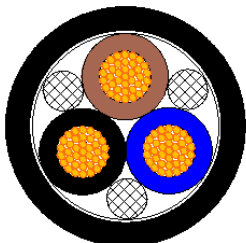
Creator: Drake Long / PDCF Released: SOLI1 / PDCF	Document: DB7433500453EN Version: 00	Page 2 of 3
--	---	-------------

Drawings



Wire List		
P1(male)		P2(female)
PIN 1	Brown (AWG 22)	PIN 1
PIN 3	Blue (AWG 22)	PIN 3
PIN 4	Black (AWG 22)	PIN 4

Cross section



Remark

Photographs are not to scale and do not represent detailed images of the respective products.