


7433508985	DATA SHEET	
Valid from: 27.03.2026	EPIC® MC08C3LSASBP-24CK20	

Description

- Push pull connection, A-coding, 8Pin
- Cable end M12 A-code male to cable end M12 A-code female
- UL2464 8Cx24AWG



Product variations

Article no.	Articel description	P1 – cable end	P2 – cable end	Length (mm)
7433508985	EPIC® MC08C3LSASBP-24CK20	Male Connector	Female Connector	2000 ⁺¹⁰⁰ ₋₂₀
7433508984	EPIC® MC08C3LSASBP-24CK10	Male Connector	Female Connector	1000 ⁺⁵⁰ ₋₁₀
7433508986	EPIC® MC08C3LSASBP-24CK30	Male Connector	Female Connector	3000 ⁺¹⁰⁰ ₋₂₀
7433508987	EPIC® MC08C3LSASBP-24CK50	Male Connector	Female Connector	5000 ⁺¹⁵⁰ ₋₃₀
7433508988	EPIC® MC08C3LSASBP-24CK100	Male Connector	Female Connector	10000 ⁺²⁰⁰ ₋₅₀
743350xxxx	EPIC® MC08C3LSASBP-24CKxxx	Male Connector	Female Connector	x

x = Alternative lengths are available on request. The data sheet also applies to different lengths.

Connector, general characteristics

Coding	A-Coding
Number of poles / pins	8
Product standard	IEC 61076-2-010
Shielded	Yes
Protection class	IP 67
Pollution degree	3
Temperature rating (connected)	-25 up to +80°C
Mating cycles	≥ 100
Tensile strength after mating	300N


Connector, electrical properties

Rated voltage	30V
Rated surge voltage	800V
Rated current	2A
Insulation resistance	≥ 100 MΩ
Contact resistance of connector	≤ 5 mΩ

Connector, materials

Contacts	Brass, Phosphor bronze, gold plated
Contact holder	PA
Over mold	TPU (UL 94-V2) / Black
Coupling nut	Brass, nickel plated
Threaded part	Brass, nickel plated
Sealing	FKM

Creator: YA ZE1/ PDCF Released: SO LI1 / PDCF	Document: BP7433508985EN Version: 00	Page 1 of 3
--------------------------------------------------	-----------------------------------------	-------------

7433508985	DATA SHEET	
Valid from: 27.03.2026	EPIC® MC08C3LSASBP-24CK20	

Cable, general characteristics

AWM style	UL2464
Conductor cross-section	24 AWG 45/0.08 ±0.02mm ²
Number of conductors	8 (1. White, 2. Brown, 3. Green, 4. yellow, 5. Grey 6. Pink, 7. Blue, 8. Red)
Core outer diameter	1.1 ±0.1mm
Drain element	AL-mylar
Coverage of Braid	85%
Jacket outer diameter	6.1±0.15mm
Temperature rating (fixed)	-25 up to +80°C
Bending radius (fixed)	49 mm
Number of bending cycles	≥ 5,000
Cable weight	61.4 kg/km
Flame resistance	acc. to UL-style 1581 vw-1

Cable, electrical properties

Rated voltage	300V
Conductor resistance	94.2 Ω/km at 20°C

Cable, materials

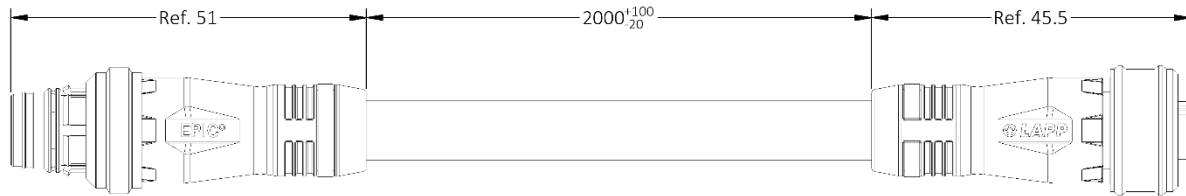
Conductor	Stranded Tinned Copper
Conductor insulation	SRPVC
Drain	AL-mylar
Braid	Tinned copper
Jacket	PVC, Black

Creator: YA ZE1/ PDCF Released: SO LI1 / PDCF	Document: BP7433508985EN Version: 00	Page 2 of 3
--------------------------------------------------	-----------------------------------------	-------------

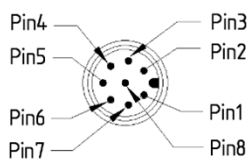
7433508985	DATA SHEET	
Valid from: 27.03.2026	EPIC® MC08C3LSASBP-24CK20	

Drawings

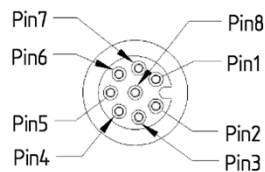
Cable



Pin diagram



Pin Assignment
Front View
M12 male A-Coding 8PIN

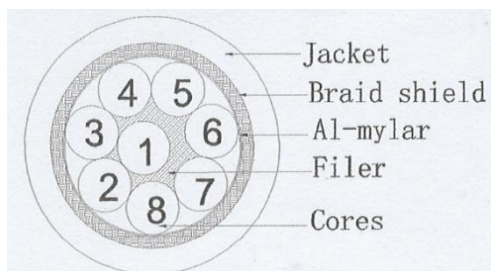


Pin Assignment
Front View
M12 female A-Coding 8PIN

Wire list

P1(Male)		Wire List	P2(Female)	
PIN 1	White	(AWG 24)	PIN 1	
PIN 2	Brown	(AWG 24)	PIN 2	
PIN 3	Green	(AWG 24)	PIN 3	
PIN 4	Yellow	(AWG 24)	PIN 4	
PIN 5	Gray	(AWG 24)	PIN 5	
PIN 6	Pink	(AWG 24)	PIN 6	
PIN 7	Blue	(AWG 24)	PIN 7	
PIN 8	Red	(AWG 24)	PIN 8	
Shell	Braid		Shell	

Cross section



Remark

Photographs are not to scale and do not represent detailed images of the respective products.

Creator: YA ZE1/ PDCF Released: SO LI1 / PDCF	Document: BP7433508985EN Version: 00	Page 3 of 3
--------------------------------------------------	-----------------------------------------	-------------