


7433505383	DATA SHEET	
Valid from: 19.02.2026	EPIC® MC05P1LSABP9-22W05	

Description

- Sensor/actuator with single PVC-wires, unshielded
- M12 panel Connector, A-coding, 5 pin



Product variations

Article no.	Article description	Type	Length (mm)	Mounting thread	Mounting style
7433505385	EPIC® MC05P1LSAB16-22W05	Plug	500 +20/-5	M16x1.5	Rear wall
7433505383	EPIC® MC05P1LSABP9-22W05	Plug	500 +20/-5	PG9	Rear wall
7433505480	EPIC® MC05P2LSAB16-22W02	Socket	200 +20/-5	M16x1.5	Rear wall
7433505481	EPIC® MC05P2LSAB16-22W05	Socket	500 +20/-5	M16x1.5	Rear wall
7433505479	EPIC® MC05P2LSABP9-22W05	Socket	500 +20/-5	PG9	Rear wall

Other lengths are available on request.

Connector, general characteristics

Coding	A-Coding
Number of poles / pins	5
Product standard	IEC 61076-2-101 (2024)
Shielded	No
Protection class	IP 67
Pollution degree	3
Ambient temperature (connected)	-25 up to +80°C (Flexible) -40 up to +80°C (Fixed)
Plugging cycles	≥ 100
Tightening torque	Recommended: 0.6 Nm Max: 1 Nm


Connector, electrical properties

Rated voltage	63V DC/ 50V AC
Rated surge voltage	1500 V
Rated current	4 A
Insulation resistance	≥ 100 MΩ
Contact resistance of connector	≤ 5 mΩ

Connector, materials

Contacts- Male connector	Brass, gold plated
Contacts- Female connector	Phosphor, gold plated
Insert	PA66+GF
Threaded part	Brass, nickel plated
Hexagon Nut	Brass, nickel plated
Sealing	FKM

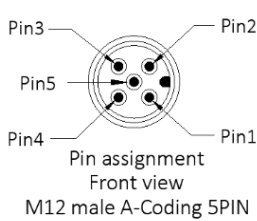
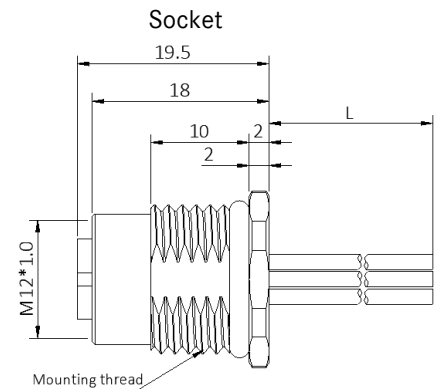
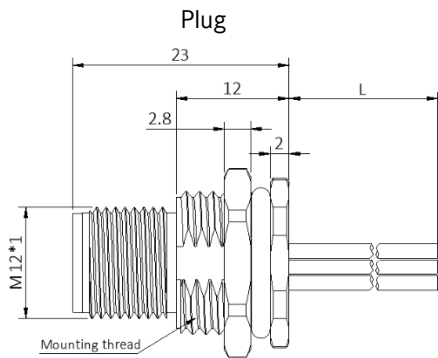
Creator: Drake Long / PDCF Released: SOLI1 / PDCF	Document: DB7433505383EN Version: 00	Page 1 of 2
--	---	-------------

7433505383	DATA SHEET	
Valid from: 19.02.2026	EPIC® MC05P1LSABP9-22W05	

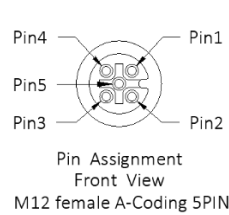
Cable, general characteristics

AWM style	UL1007
Conductor cross-section	22 AWG (0.34mm ²)
Number of conductors	5 (1. Brown 2. White 3. Blue 4. Black 5. Grey)
Core outer diameter	1.58 ±0.1mm
Conductor insulation	PVC

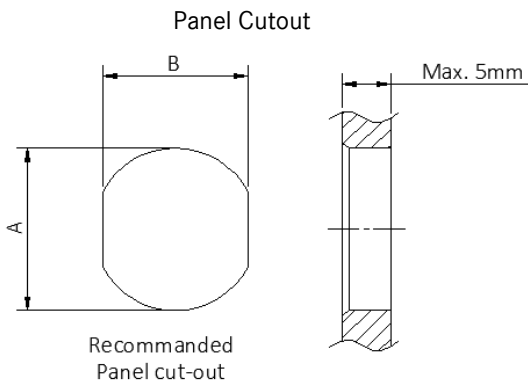
Drawings



Wire List	
PIN 1	Brown (AWG 22)
PIN 2	White (AWG 22)
PIN 3	Blue (AWG 22)
PIN 4	Black (AWG 22)
PIN 5	Grey (AWG 22)



Wire List	
PIN 1	Brown (AWG 22)
PIN 2	White (AWG 22)
PIN 3	Blue (AWG 22)
PIN 4	Black (AWG 22)
PIN 5	Grey (AWG 22)



Panel side	PG9	M16x1.5
A	15.3+0.1/-0.0	16.1+0.1/-0.0
B	13.5+0.1/-0.0	13.6+0.1/-0.0

Remark

Photographs are not to scale and do not represent detailed images of the respective products.

Creator: Drake Long / PDCF Released: SOLI1 / PDCF	Document: DB7433505383EN Version: 00	Page 2 of 2
--	---	-------------